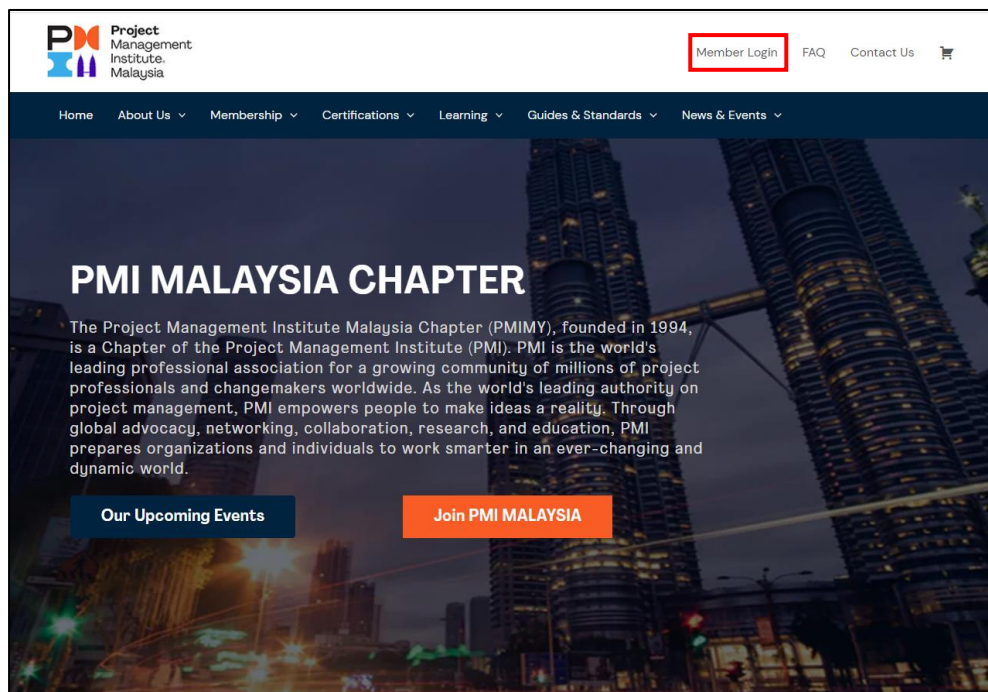


First Time Member Login ([PMI.org.my](https://my.pmi.org/))

***Note:** Please note that the current PMIMY website does not support SSO login. If you are logging in to the new PMIMY website for the first time, you would need to perform the following steps.

1. Click on the **Member Login** link on the top right of the page.



2. The **Log In** page will be displayed. Next, **#1 enter the same email** address you used to register on the PMI Global website (<https://my.pmi.org/account>) and **#2** click on the **Forgot Password** link.

Project Management Institute Malaysia

Member Login FAQ Contact Us

Home About Us Membership Certifications Learning Guides & Standards News & Events

Log In

E-mail

Password

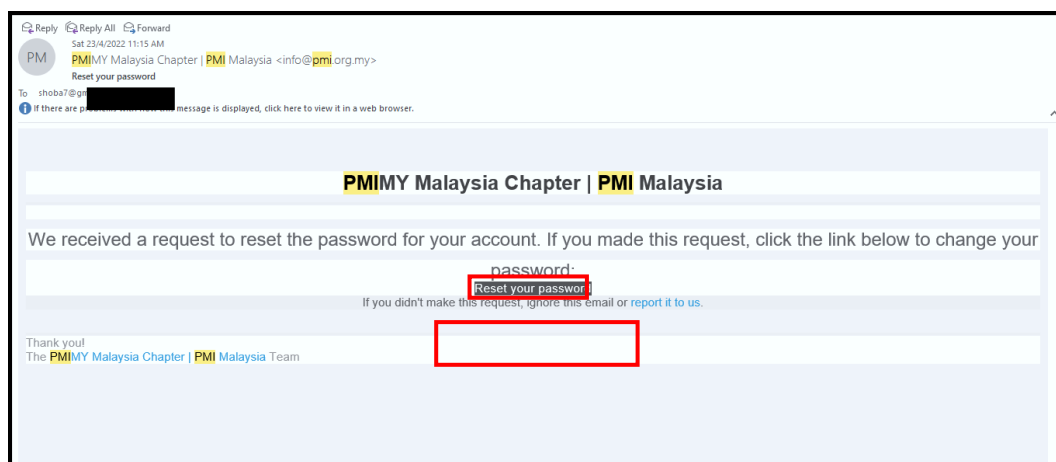
☐ Keep me signed in

Login Register

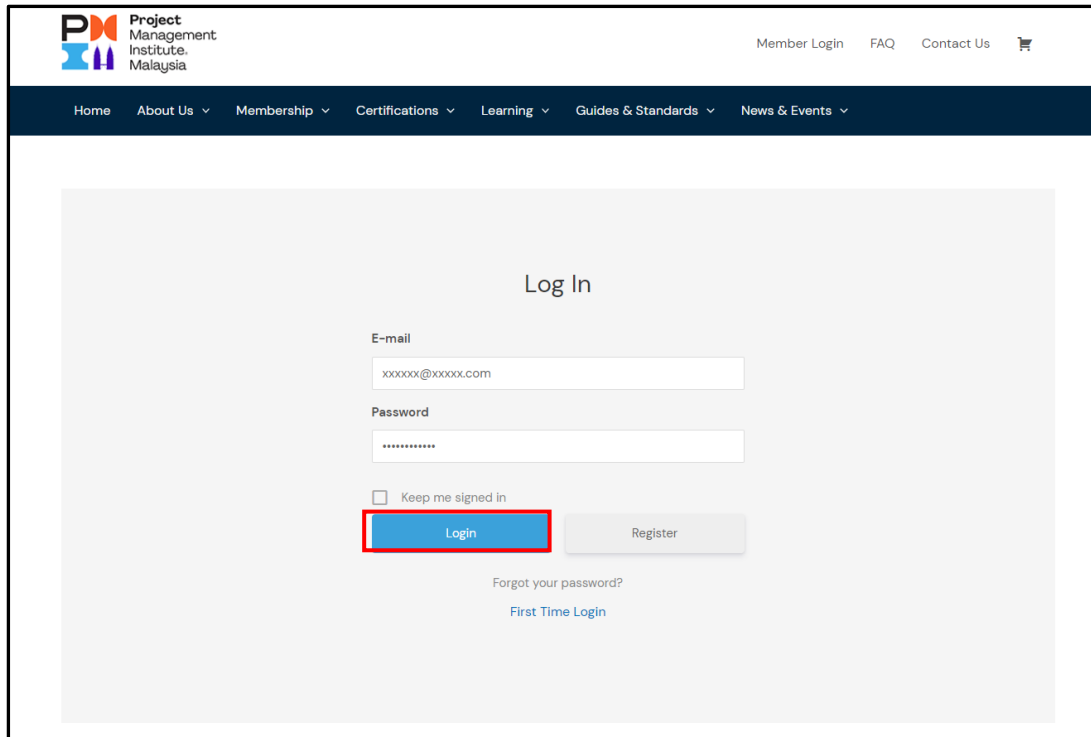
[Forgot your password?](#)

[First Time Login](#)

- An email will be sent to your registered email address. Click on the **Reset your password** link shown in the email.

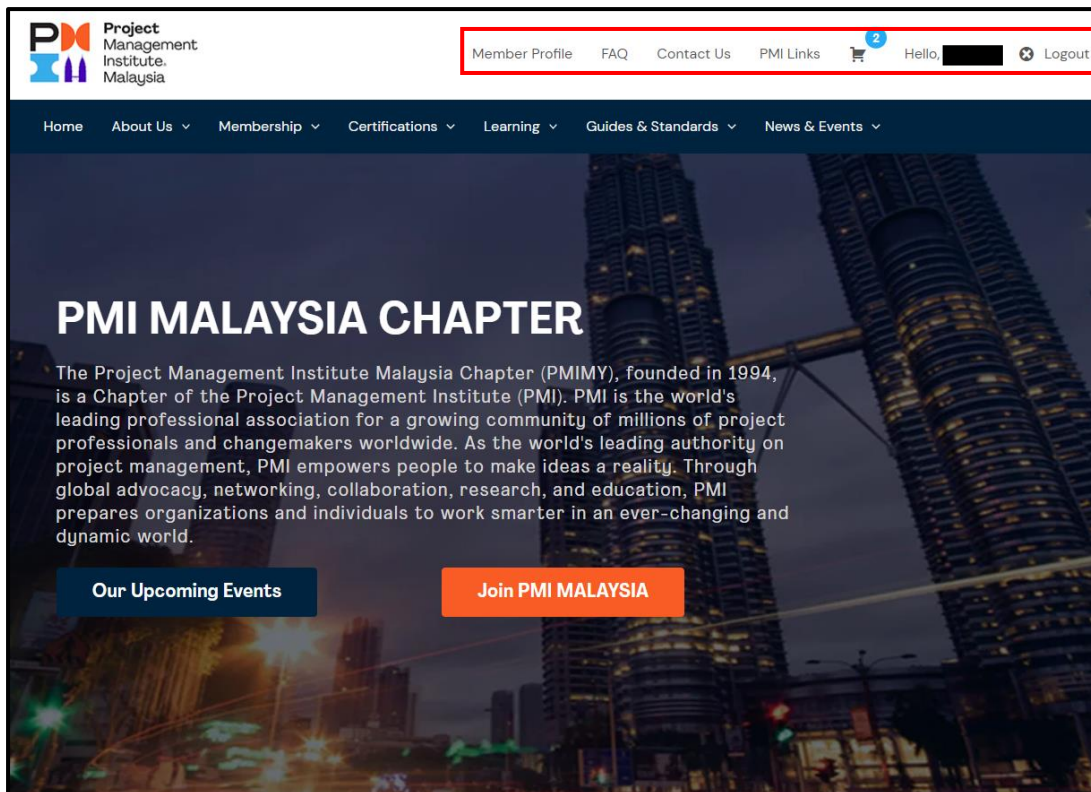


- Key in your new password.
- Click on the **Member Login** link.
- Enter your email and the new password that you had created. Then, click on the **Login** button.



The image shows the login page of the Project Management Institute Malaysia (PMIMY) website. At the top, there is a header with the PMIMY logo and navigation links: Member Login, FAQ, Contact Us, and a shopping cart icon. Below the header is a dark blue navigation bar with links: Home, About Us, Membership, Certifications, Learning, Guides & Standards, and News & Events. The main content area is a light gray box with the title "Log In". It contains two input fields: "E-mail" with the placeholder "xxxxxx@xxxxx.com" and "Password" with a masked password "*****". Below these fields is a checkbox labeled "Keep me signed in" and two buttons: "Login" (highlighted with a red border) and "Register". At the bottom of the login box, there are links for "Forgot your password?" and "First Time Login".

7. It will display the PMIMY home page with the menu bar below.



The image shows the home page of the Project Management Institute Malaysia (PMIMY) website. At the top, there is a header with the PMIMY logo and navigation links: Member Profile, FAQ, Contact Us, PMI Links, a shopping cart icon with a blue badge showing "2", "Hello, [User Name]", and a "Logout" button. Below the header is a dark blue navigation bar with links: Home, About Us, Membership, Certifications, Learning, Guides & Standards, and News & Events. The main content area features a large background image of the Petronas Towers in Kuala Lumpur at night. Overlaid on this image is the text "PMI MALAYSIA CHAPTER" in large white letters. Below this, there is a paragraph of text describing the chapter: "The Project Management Institute Malaysia Chapter (PMIMY), founded in 1994, is a Chapter of the Project Management Institute (PMI). PMI is the world's leading professional association for a growing community of millions of project professionals and changemakers worldwide. As the world's leading authority on project management, PMI empowers people to make ideas a reality. Through global advocacy, networking, collaboration, research, and education, PMI prepares organizations and individuals to work smarter in an ever-changing and dynamic world." At the bottom of the main content area, there are two buttons: "Our Upcoming Events" and "Join PMI MALAYSIA".

8. To configure your account, goto **Member Profile > My Account > Account Details**

9. Fill in your details accordingly: [**Note:** 1. The information will reside in PMIMY local website;
2. Email address must be consistent with PMI registered email]

My account

[Dashboard](#)

[Orders](#)

[Downloads](#)

[Addresses](#)

[Account details](#)

[My Coupons](#)

First name *

██████

Last name *

██████

PMI ID *

██████████

This will be how your name will be displayed in the account section and in reviews

Email address *

████████████████████

Password change